

# Reading Connection

Tips for Reading Success

Beginning Edition

March 2013

Sask Rivers School Division


## Book Picks



Read-aloud favorites

### ■ *Otto the Book Bear*

What if book characters could come to life? In Katie Cleminson's story, a



cute bear named Otto hops out of his book to explore the world. Then, Otto loses his book and must find a new one. He ends up in the perfect place for story characters—the library. (Also available in Spanish.)

### ■ *Dragons Love Tacos*



When a little boy discovers that dragons like to eat tacos, he decides to host a taco party for them. But if a fire-breathing dragon accidentally gets a bite of spicy salsa, look out! A silly story by Adam Rubin about a dragon party that turns into a disaster.

### ■ *Just a Second*

Does your child know that in just 1 second, a bumblebee flaps its wings 100 times and the earth travels 18½ miles? Steve Jenkins's nonfiction book will help her think about time in fascinating ways. She'll also discover different ways we measure time.

### ■ *Bedtime Is Canceled*

Maggie and her brother write their parents an official-looking note: "Bedtime is canceled." Somehow, the note blows out the window, lands in a newspaper office, and ends up in a headline. Soon, bedtime really is canceled. Exhausted, the children

quickly discover the importance of sleep.

A nice bedtime story by Cece Meng.



## Word strategies for young readers

Good readers don't necessarily know every word—but they do have strategies for figuring them out. Here are a few that can help your child unlock tough words.

### Find words inside words

Many words contain smaller words (*can* is in *candle*, *end* is in *friend*). In the car or during a walk, ask your youngster to help you look for short words "hiding" in longer words (*be* and *in* inside *begin*, *walk* inside *crosswalk*). She'll start to see examples everywhere, and the habit will help her when she reads books.

### S-t-r-e-t-c-h it out

If your child sees a tough word, suggest that she say the sound of each letter. Then, she can put the sounds together. Try this: help her make a "word stretcher." Cut a thin strip of construction paper, and let her decorate it with stickers. She can lay the strip so that it covers up a word in a book and slowly slide it to reveal each letter as she says its sound.




### Use context clues

Encourage your youngster to read an entire sentence before trying to figure out an unknown word. Often, the word will become clear from the rest of the sentence. To give her practice, write a note for her, and leave out all but the first letter of one word. Have her think about what the missing word could be. *Example:* "Let's go to the p\_ \_ \_ after school." When she figures it out, help her sound out and write the word ("park").♥

## Learn on the move

Hopping, skipping, jumping... moving around can help your youngster tuck away information into his long-term memory. Try these ideas for getting him to move and learn:

- Have him write his spelling or vocabulary words on separate sheets of construction paper and scatter them on the floor. Then, let him spell each word or say its definition before he jumps over it.
- Read a rhyming book or poem aloud to your child. Tell him to pick a motion to do every time he hears words that rhyme. He might decide to hop, skip, or spin around, for instance.♥




# Reviewing books

“What did you think of *James and the Giant Peach*?” In school, your youngster will be asked to give his opinions of books. At home, he can practice writing opinion pieces by reviewing books for friends and family members. Here’s how.

**1. Read samples.** Show him how a book review is written by reading a few together. (You can find examples on websites such as [spaghettibookclub.org](http://spaghettibookclub.org) and [kidsreads.com](http://kidsreads.com).) He will see that reviews explain the plot, describe the characters, and say whether the person liked the book.

**2. Choose a story.** Ask your child to pick a book to review. Then, write some “sentence starters” for him.



Examples: “This book is about \_\_\_\_.” “I liked this book because \_\_\_\_.” Have him fill in the blanks, and encourage him to back up his opinion with examples from the story. Maybe he enjoyed it because the main character reminded him of himself or because the author used silly words that made him laugh. *Tip:* He can flip through the book for words and ideas to include.


**3. Share your opinion.** Make copies of his review for him to mail to friends and relatives. Or help him type it and email it instead.♥

## Fun with Words

### Match the synonyms

This matching game can teach your child about synonyms, or words that mean the same thing.

With your youngster, think of 10 pairs of synonyms (*neat* and *tidy*, *couch* and *sofa*). Help her write each word on a separate index card.



To play, mix up the cards, and place them facedown in five rows of four cards. Take turns flipping over two cards at a time and reading the words out loud. If they’re synonyms, keep the pair. If not, turn them back over. When all the cards are gone, the player with the most pairs wins.

*Idea:* For extra practice, see if your child can think of more synonyms for each pair that she finds. You can also make a new set of cards and play again.♥

### OUR PURPOSE

To provide busy parents with practical ways to promote their children’s reading, writing, and language skills.

Resources for Educators,  
a division of CCH Incorporated  
128 N. Royal Avenue • Front Royal, VA 22630  
540-636-4280 • [rfeustomer@wolterskluwer.com](mailto:rfeustomer@wolterskluwer.com)  
[www.rfeonline.com](http://www.rfeonline.com)  
ISSN 1540-5648



## Q&A Benefits of graphic novels

**Q** My daughter likes to read graphic novels. They look like comic strips—should she be reading something else instead?

**A** Graphic novels, such as Andy Runton’s *Owly* series and Cari Meister’s *My First Graphic Novel* series, are popular with young readers.

In these books, short chunks of text go with each illustration, just like in a comic strip. This can be motivating for new readers who are intimidated by a lot of text on a page. Plus, your youngster will see how words and pictures work together to tell a story, which can help her use illustrations to understand “regular” books.

Graphic novels also introduce your child to dialogue. She sees a character in the picture, and his words are right above or below him. Don’t be surprised to find her using dialogue in her own writing!

Finally, encourage your youngster to read a wide variety of materials, including nonfiction and poetry. This will prepare her for different kinds of reading assignments in school and make her a well-rounded reader.♥



## Parent to Parent Don’t say a word!

At my sister’s baby shower, I discovered a fun game that my son now loves—and it is helping him become a better listener.

The game was that no one was allowed to say the word *baby* while my sister opened gifts. We all started out with one diaper pin, and if you heard someone saying *baby*, you got to take her pin. The guest with the most pins after gifts were opened won a prize.



For our version, I asked my son to pick a word that no one could say during dinner. I told him it should be a word that would be hard to avoid. He chose *pizza* because that’s what we were eating.

The first person to catch someone saying *pizza* would get to choose the next forbidden word.

We found that we went through quite a few words—I guess we were listening carefully!♥